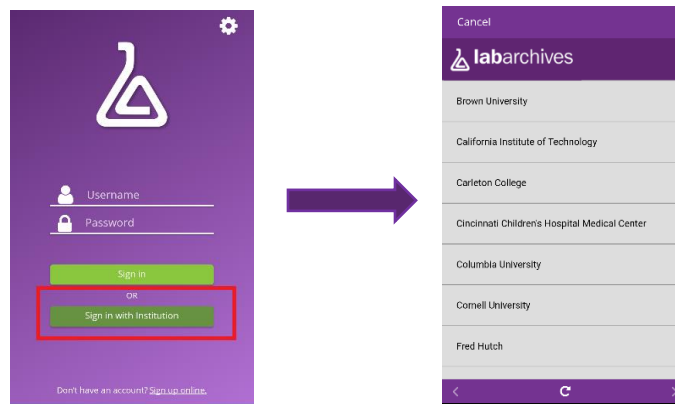


Access your LabArchives Account at UHealth Houston on a Mobile Device

LabArchives Mobile App for iOS

1. Download and Install the LabArchives Mobile app from the [App Store](#). Alternatively, you can launch LabArchives from a browser window on your mobile device. See the bottom section of this guide for steps on accessing from a mobile browser.
2. To login via the mobile app, tap “Sign in with Institution” and select “**UTHealth Houston**” from the list.

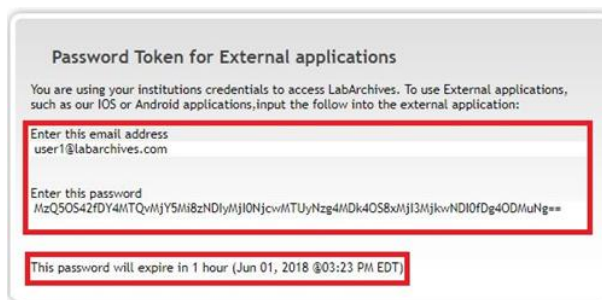
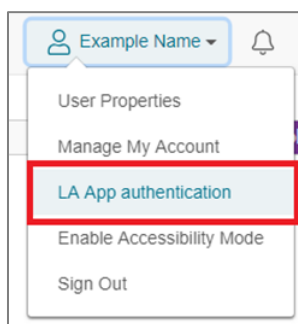


3. Login to the “**UTHealth Houston**” Single Sign-On to access your LabArchives Notebooks.



If you are having problems logging into the SSO institution page through the iOS mobile app, you can also use a Password Token in the password field. Alternatively, you can login via a mobile browser.

1. Launch LabArchives from a browser on your mobile device.
2. Once logged into your account, navigate to your Name menu, choose 'LA app authentication'
3. Copy the Token Password that appears from the window.



4. Paste the Token Password back into your Mobile app login page into the password field.
5. To prevent from having to reenter this at each login, set the mobile app to Autologin.
6. To adjust this setting, after you login on the mobile app, go to the menu under your name and select 'settings.'
7. From the setting menu, be sure to toggle on, the option for Autologin.

LabArchives for Android and Mobile Device Browser

LabArchives Web App can be viewed easily right from the browser on any mobile device. If you want to access your notebooks on a tablet or smartphone you can simply use the web browser (Safari, Chrome, Firefox) on your device. It complements the full web version of LabArchives ELN while leveraging tablet and smartphone features such as image or video capture and voice to text.

1. Launch the browser on your mobile device and enter the following web address:
<https://mynotebook.labarchives.com>
2. Once you are directed to our homepage, you can login to your LabArchives Account by entering your email address and password.
3. Click "Sign in through your institution" and select "UTHealth Houston" from the list.
4. Login to the "UTHealth Houston" Single Sign-On to access your LabArchives Notebooks.